


## Special Instructions for SPS-500 LM048 Installations

### ***SPS-500 Connection if the LM048 is before v6.53***

The Mini USB power cable must be used because there is insufficient 5v power from pin 9 of the serial port to run the LM048. Configure a Special Adaptor as described on the following page. Connect the female end of the special adaptor to com port #2 of the ECR. Connect the male end to the LM048 device as shown in the photo below.



Special  
Adaptor

LM048  
Device


USB Power  
Cable  
(Included)

## Special Adaptor Construction

*Note: Contact CRS Technical Support if assistance is needed.*


### Parts Required:

Qty	Description	CRS P/N
1	Modular Adaptor DB9 to RJ45 Female	202769
1	Modular Adaptor DB9 to RJ45 Male	202763
2-4"	8-wire Flat Cable (stranded or solid)	
2-	RJ45 Connector (for stranded wire cable) or, RJ45 Connector (for solid wire cable)	202896 202894



### Adaptor Pin-Out (for both ends)

Color	Pin
Orange	2
Black	3
Red	4
Green	5
Yellow	6
White	8
Blue	Clip off
Brown	Clip off



Insert wires into correct pins as described in the table. Pin numbers are engraved on the back of the connector.

### Finished Adaptor

