

# SAM4S

## ER-900E Series

Multi-Use ECRs from the World's Leading ECR Builder



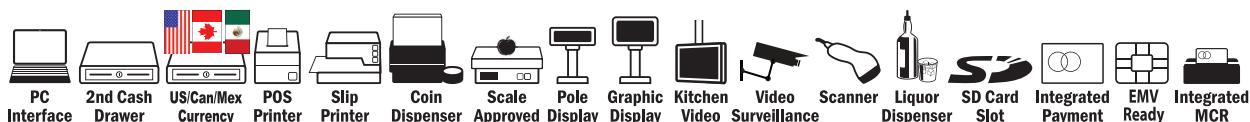
### Features

- Choose a flat keyboard model for food service or a raised keyboard model for retail environments.
- Two-line alpha-numeric display shows each item as it is entered.
- Multi-Language Support: English, Spanish or French
- Connects to popular POS peripherals.

### Best Applications

- Food Service: Quick Service, Sandwich, Ice Cream, Deli, Cafeteria and Concessions
- Simple Table Service: Diners, Ethnic/Specialty Restaurants, Bar & Grill
- Independent Retail Merchants, Especially Simple Retail Scanning
- Simple Franchise Concepts

SAM4S ER-945E and ER-920E shown with optional card reader.





## SAM4s ER-925E, ER-945E; For Retail Merchants

### Applications

Retail, Gift Shops, Convenience Stores, Beer/Wine/  
Liquor, Specialty Food, Produce, Meat, Main Street  
Merchants

The traditional raised-key keyboard provides 21 keyboard  
PLU keys and can be expanded by your SAM4s dealer to  
63 PLU keys. Keyboard PLUs act like traditional departments  
for open-priced entries or can be set as preset price keys.  
Large key size ensures easy-to-read  
key labels. Merchants who  
wish to scan can build  
their PLU file on the  
fly using the  
not-found PLU  
registration  
feature.



## SAM4s ER-920E, ER-940E; For Food Service

### Applications

Cafeterias, Quick Service, Concessions, Ice Cream /  
Frozen Yogurt Stands, Hamburger, Sandwich, Pizza,  
Coffee, Bakery, Deli's, Bars

Preset PLUs facilitate fast and accurate registrations. With  
150 key locations, the flat, spill-resistant keyboard can  
easily accommodate large menus with preset keys for each  
item. Where menus change daily with breakfast, lunch or  
dinner times the paper key-sheet under the overlay is easily  
exchanged. A simplified check tracking feature is available  
for bars and cafes.



## Popular Components Included

An extremely cost-effective and environmentally friendly  
bundle – each ER-900E series register includes a high  
quality cash drawer, high-speed thermal printer(s), and a rear  
customer display.



### Operator Display

The easy-to-read, blue backlit,  
two-line by 16-character LCD  
operator screen identifies  
each item as it is entered.



### Rear Display

The 9-digit LED customer  
display allows consumers to  
monitor prices as items are  
entered and view the sale  
total.



### Quality Cash Drawer

Features a 5 bill, 5 or 6 coin  
insert with adjustable coin  
dividers, two media slots and  
a standard security lock and  
key.



### Secure SD Port

SD Card Utilities include  
program Save/Load, report  
capture, firmware updates  
and graphics uploading.

*SAM4s ER-945E and ER-920E shown with optional card reader.*



## Thermal Printer(s)

Choose a single printer or traditional receipt and journal model. Both versions provide fast, quiet thermal printing. Drop-in loading simplifies paper changing and virtually eliminates paper jamming.

### Receipt & Journal Printer Models; ER-940E, ER-945E

Use a two-printer model when a customer receipt and a traditional real-time printed journal is needed for sales archival.

### Single Printer Models; ER-920E, ER-925E

Single printer models are best for receipt-only or journal-only applications. If you choose a single printer model for printing receipts, you can record your journal electronically in the register's memory.

### Electronic Journal

Single printer models are best for receipt-only or journal-only applications. If a receipt and a sales journal is needed, the journal can be archived electronically for printing at end-of-day, can be collected on an SD card, or can be polled and collected by a PC. A variety of electronic journal reports are available that allow you to quickly audit selected activities.



## Integrated Credit, Debit, EBT and Gift Card Payments



### Ensure Speed, Security and Efficiency

- The ER-900E Series is electronic payment and gift card processing ready.
- EMV transactions can be processed quickly using the latest Datacap DC Direct™ technology along with an appropriate PIN pad and a persistent internet connection.
- Semi-integrated processing is secure as no credit card information is stored in the ECR.
- Semi-integrated processing streamlines end of day reconciliation and eliminates dual entry keying errors.

Receipt Featuring Graphic Logo and Message Shown 75% Actual Size


Electronic Journal Report Sorting Only  
Voids – Shown 75% Actual Size

## POS Connections and Options

### Standard RS-232C Communication & Ethernet Port for Card Processing

Connect to a wide array of compatible off-the-shelf POS peripherals. Two RS-232C ports, and 1 Ethernet Port are standard and two additional ports are available for: • Direct or Modem PC Communications with Optional Polling Software • Kitchen Printer

- Slip Printer • Coin Dispenser • Scale • Pole Display • Kitchen Video • Video Surveillance • Scanner • Liquor Dispenser
- DC Direct™ Integrated Payments



### Secure Connector Panel

Up to four RS-232C communication ports hidden behind a convenient, easy to access door located on the back of the unit.



### Bar Code Scanning

Enjoy the advantages of scanning – price control, item movement reporting and labor savings.



### PC Utility and SAM900

Use the PC Utility to save, edit and download programs. Poll your ECR from a local or remote PC using SAM900.



### Remote Printing

Enjoy crisp high quality requisitions and orders from a high speed thermal POS printer.

# Commercial Grade Construction, Long-Lasting and Serviceable **ER-900E Series**



## **ER-920E**

Flat, Spill-Resistant Keyboard;  
Receipt Printer



## **ER-940E**

Flat, Spill-Resistant Keyboard;  
Receipt and Journal Printers



## **ER-925E**

Raised-Key Keyboard;  
Receipt Printer



## **ER-945E**

Raised-Key Keyboard;  
Receipt and Journal Printers

## Features

### Available Through Memory Allocation\*:

- Up to 22,000 PLUs
- Up to 99 Clerks/Cashiers
- Up to 99 Group Totals
- Up to 500 Hard or Soft Guest Checks
- Up to 2 Price Levels per PLU
- Up to 100 Mix & Match Discounts
- Up to 50,000 Lines of Electronic Journal

### Programmable Keyboard Functions

- 8 Charge Keys
- 10 One-Touch Macro Keys
- 4 Automatic Currency Conversion Keys
- Food Stamp Sorting and Tendering For Stores That Accept Food Stamps

### For Convenience and Accuracy

- Choice of English, Spanish or French Languages
- Automatic Tax Calculation for Up to 4 Rates or Tables
- Cancel Sale Function
- Key Lock Controlled Transaction Void
- Check Cashing
- Post Tendering
- Hash PLU Status
- Training Mode
- Not-Found PLU
- Condensed Journal (ER-940/ER-945)

### Customized Quality Receipts


- Pre & Post Graphic Logos
- Up to 6-Line Pre & Post Messages
- Complete Receipt on Request

## Management Reports

- Complete Financial Report
- Individual Clerk/Cashier Report
- Hourly Sales Analysis
- Reporting for Up to 99 Clerks/Cashiers
- PLU, Group and Stock Reports
- Period-To-Date Financial, Hourly, Cashier, Group and PLU Reports
- Sales by Day Report for 31 Days
- Open Check Report

## Specifications

<b>Printer Type:</b>	Direct Thermal, Drop-and-Print
<b>Printer Stations – ER-920/925:</b>	Single Station; Receipt/Requisition Printer
<b>ER-940/945:</b>	Dual Station; Receipt and Journal Printers
<b>Printer Speed:</b>	22 Lines per Second
<b>Paper Roll:</b>	2-1/4" (58mm)
<b>Displays – Operator:</b>	2-Line x 16 Character Alpha-Numeric Backlit LCD
<b>Customer:</b>	9-Digit LED
<b>Keyboard Capacity – Flat:</b>	150 Keys / 100 Programmable Locations
<b>Raised:</b>	Up to 94 Keys / 78 Programmable Locations
<b>Serial Ports – Standard:</b>	COM1 & COM2 (D-Sub-9M)
<b>Optional:</b>	COM3 & COM4 (RJ45)
<b>Ethernet Port:</b>	One for DC Direct Integration
<b>Cash Drawer Ports:</b>	One Additional RJ11 (24V) Port (Supports Open/Close)
<b>SD Port:</b>	Standard
<b>Card Reader:</b>	Optional Integrated Dual Track MCR
<b>Standard Cash Drawer:</b>	5 Bill, 5 Coin with Drawer Lock and Two Media Slots
<b>Dimensions / Weight – Unit:</b>	16-1/2"W x 15-3/4"D x 11-13/16"H / 25.10 lbs.
<b>Shipping Carton:</b>	22"L x 20"W x 15"H / 30.55 lbs.
<b>Power Requirements:</b>	120 AC $\pm$ 10%, 50/60 Hz
<b>Power Consumption:</b>	Approximately 25 Watts
<b>Operating Temperature:</b>	32° ~ 104°F (0° ~ 40°C)
<b>Humidity Range:</b>	30% to 80% RH (Non-Condensing)
<b>Memory Protection:</b>	Full Charge for 24 Hours will Protect Memory for 90 Days
<b>In the Carton:</b>	Starter Paper Roll / Key Set / User Manual / Power Switch Cover / Cable Router Clip / Paper Take-Up Spool (ER-940/945 Only)



**CRS**  
Incorporated  
www.crs-usa.com

All product features are subject to change without notice.

All product and company names are trademarks, service marks or registered trademarks of their respective owners.  
Printed in U.S.A.