

SAM4S

SAP-630II Series

Hybrid ECR-Style Open Architecture POS Terminals



SAP-630II RT Raised Keyboard and SAP-630II FT Flat Keyboard Hybrid ECR-Style Open Architecture POS Terminals

All-in-One Android POS Terminals

The SAM4s SAP-630II Series is an ECR-Style all-in-one Android POS terminal. Featuring a hybrid design, SAM4s has combined a 9.7" **touch** display for operating the POS solution by touch with a large keyboard to support frequently used items, plus a built-in printer, customer display, and cash drawer. The SAP-630II Series is a powerful platform for cafeteria, food court, thrift store, convenience store, grocery, liquor, tobacco and many other applications.

- Large Keyboard for Shortcut Keys
- Choice of Raised-Key or Flat Spill-Resistant Keyboard
- Cost Saving POS Bundle
- Four Serial Ports and Two USB Ports to Easily Connect Peripherals
- Key Lock Controlled Transaction Void
- Developer SDK Available
- Android 6.0 (Marshmallow) Operating System



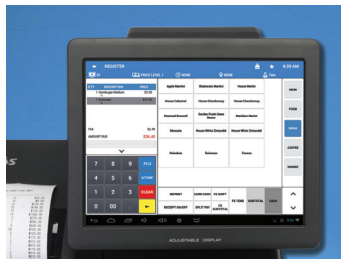
Bluetooth™




SAP-630II Series Hybrid ECR-Style Open Architecture Terminals

Popular POS Workstation Components Included – Not Added On

An extremely cost-effective and environmentally friendly bundle – each SAP-630II Series includes a large 9.7" touch screen, high quality integrated thermal printer, international-style cash drawer, choice of raised-key or flat spill-resistant keyboard, rear customer display and a secure SD port



Use the adjustable 9.7" color touch screen for operating the POS solution by touch.



Reliable high-speed thermal receipt printer prints full-width 80mm paper and features quick and easy drop-in paper loading.



Commercial grade cash drawer features a 5 bill, 5 or 6 coin insert, two media slots and a standard security lock and key.



The rear display allows consumers to monitor prices as items are entered and view the sale total.


Applications

The compact and attractive yet powerful SAP-630II Series hybrid terminal, when combined with appropriate application software, is ideal for a wide variety of merchants including:

- Bakery
- Bars
- Cafeteria
- Coffee
- Concessions
- Convenience Stores
- Delicatessens
- Diners
- Dry Cleaners
- Food & Drug
- Stores
- Garden Centers
- Hospitality
- Ice Cream / Yogurt
- Liquor
- Quick Service Restaurant
- Retail Scanning
- Table Service Restaurant
- Tobacco

Connectivity

- A** Drawer 2 and Drawer 3 (Drawer 1 Internal)
- B** USB 2 (USB 1 at Front of Unit)
- C** COM1 and COM2 (Powered)
- D** COM3 (Powered)
- E** COM4 (Powered)
- F** LAN



Connections are concealed in a recessed compartment, secure from accidental damage or disconnection.



Use the integrated card reader to swipe payment cards or to log or clock in employees – based upon software support.



SD Card Utilities include program Save/Load, report or screen capture, firmware updates & graphics uploading. (SD Card not included.)



Connect a keyboard to the USB port to make programming quick and easy; or use a USB stick to Save/Load programs.

Specifications

Processor:	Intel Braswell Celeron N3160
Standard O/S:	Android 6.0 (Marshmallow) Operating System
Operator Display – Type:	9.7" TFT-LCD Touch Screen
Brightness:	Adjustable Up to 350 cd/m ²
Resolution:	1024 x 768
Touch Panel:	5-Wire Resistive Touch
Customer Display:	Pop-Up Turret, 2 Lines by 16 Characters
Keyboard Capacity – Flat:	160 Programmable Locations
Raised:	Up to 90 Programmable Locations
Printer – Type:	80mm Direct Thermal, Drop-and-Print
Speed:	100mm per Second
MCR:	Optional Integrated Dual Track MCR
Cash Drawer:	5 Bill, 5 or 6 Coin with Drawer Lock and Two Media Slots
Memory – RAM:	2GB DDR3
Flash:	64GB eMMC
Ports – Serial:	COM1, COM2 = DB9M With Pin 9 Voltage (+5V) COM3 = RJ45 With Pin 1 Voltage (+5V) COM4 = RJ45 With Pin 1 Voltage (+5V)
USB:	Two V2.0 (1 Front / 1 Rear)
Cash Drawer:	Three 24V (2 RJ12 Rear / 1 Internal)
LAN:	One RJ45 10/100 Base-T Ethernet (TCP/IP)
SD:	One SDHC Compatible
Wireless –	Optional WiFi/Bluetooth Combo Module
WiFi:	Compatible with IEEE802.11b/g/n
Bluetooth:	v4.0+HS Standard – Backward Comptible with v1.1, v1.2 and v2.1+EDR
Power Supply:	Internal 100-240V 50-60Hz
Current / Power Usage:	Approx. 25W
Operating Temperature:	32° F to 104° F (0° C to 40° C)
Humidity Range:	30% to 80% RH (Non-Condensing)
Dimensions / Weight – Unit:	16-1/2"W x 15-3/4"D x 14-1/8"H / 32.7 lbs
Shipping Carton:	22"L x 21"W x 18"H / 33 lbs.
Safety and EMI:	FCC, RoHS